

# Quick Start Guide: Broadcasting with OurPeople (Mobile)

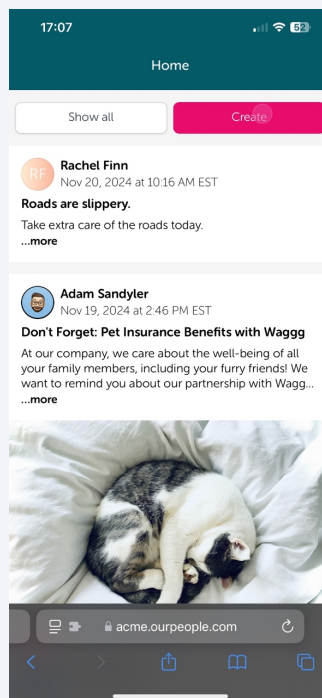



This video provides a quick start guide for broadcasting using OurPeople on a mobile device. It highlights essential steps for different admin roles, making it accessible to a wide range of users. By following this guide, individuals can effectively communicate with their teams and track engagement metrics post-broadcast, enhancing overall communication strategies.




To broadcast you must be a Broadcast Admin, Team Admin, or a Global Admin.

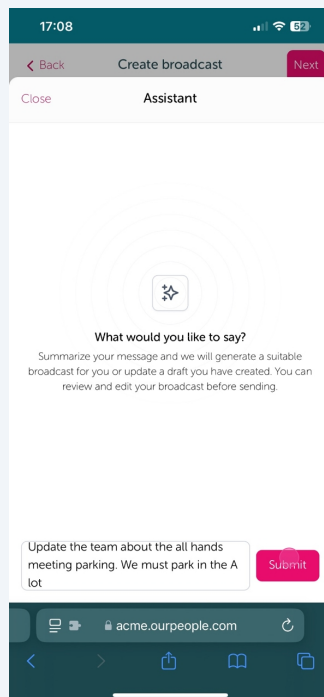
1 Tap Create.



2 Click  Icon to use the OurPeople Assistant to create your broadcast.



3 Type what you need to send then hit "Submit"



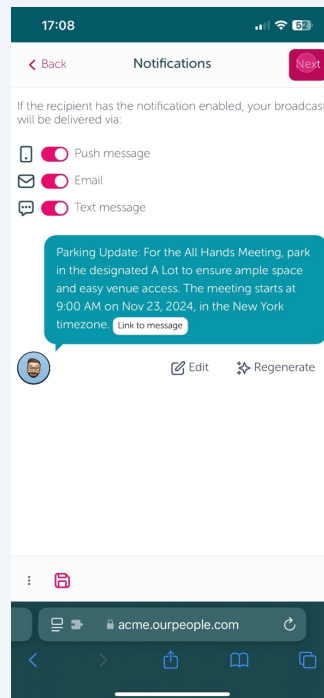
4 Click "Next" after making any changes or adding other blocks to your broadcast




5 Click "Next" if the Preview looks good




## 6 Click "Next" if the text message looks good



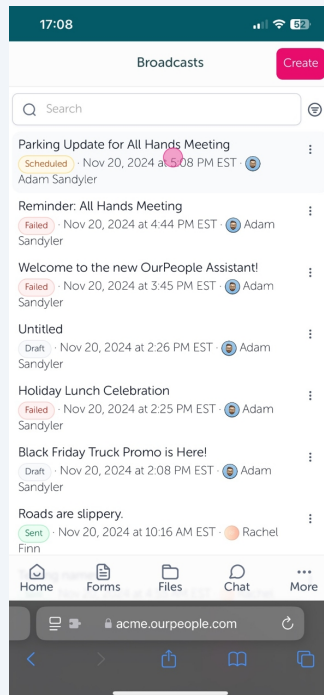
## 7 Click "Next" after selecting tags



8 Tap "Send".

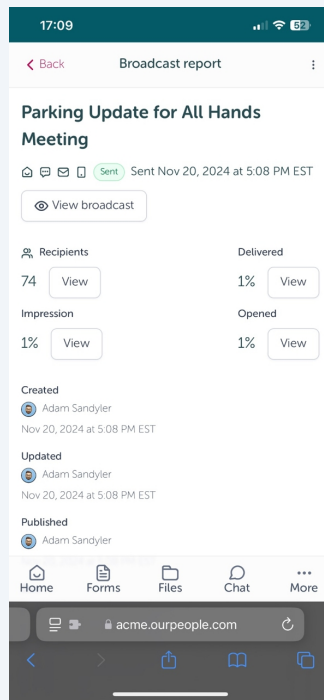


9 Click the broadcast after sending to see a report



10

Click "Show more" to see impressions and opens



[Download a PDF Guide Here](#)